



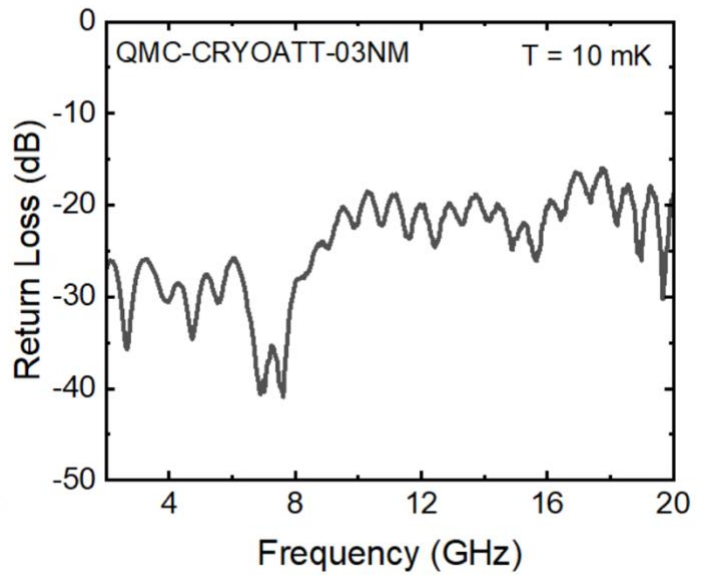
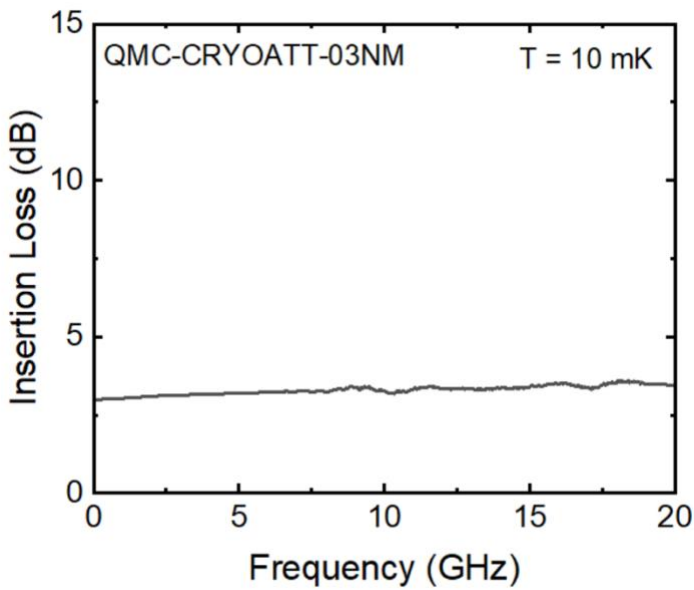
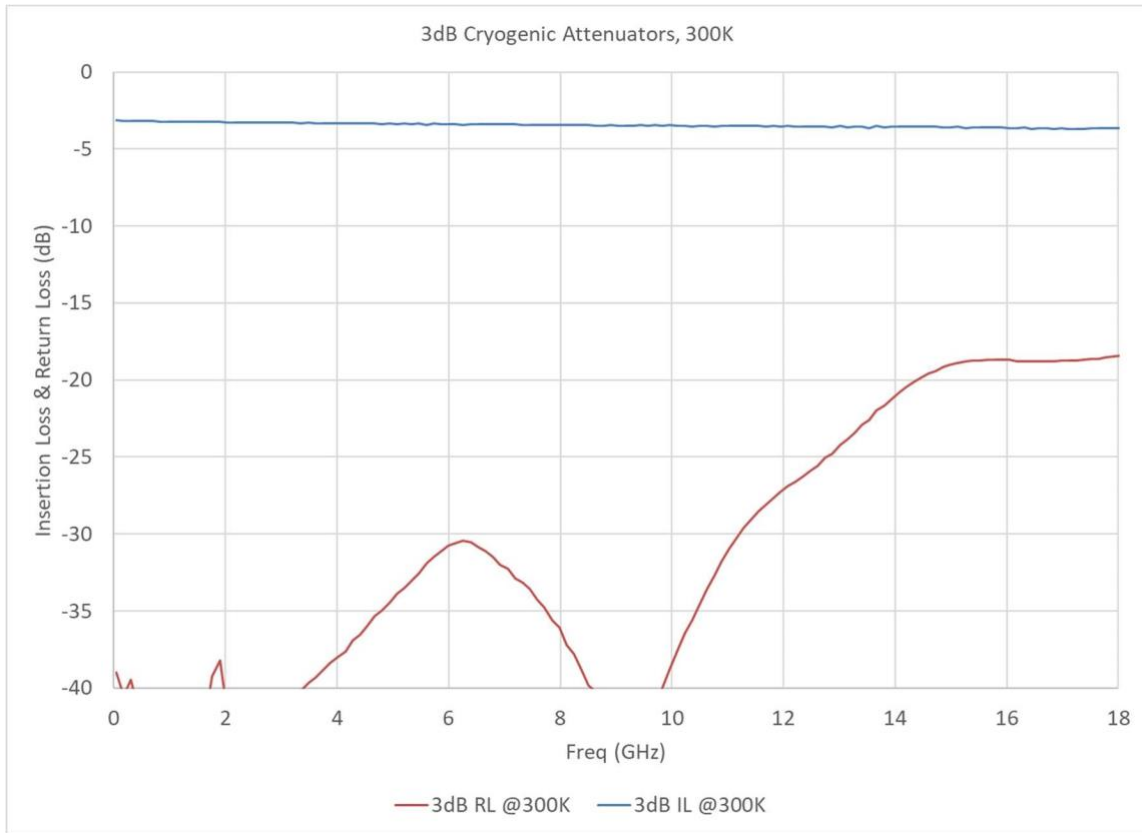
Features:

- Thermalized Low Noise Cryogenic Attenuator
- Frequency: DC to 18 GHz
- Value: 3 dB
- Minimal change in attenuation with temperature
- Excellent RF Match
- Non-superconducting microstrip pad
- NiCr Crystalline Quartz conductive dielectric
- Silver Epoxy bonded
- Machined OFHC block, gold plated
- SMA connectors
- Stackable mechanical design
- 100% Non-Magnetic

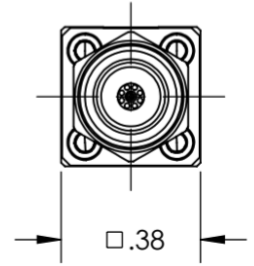
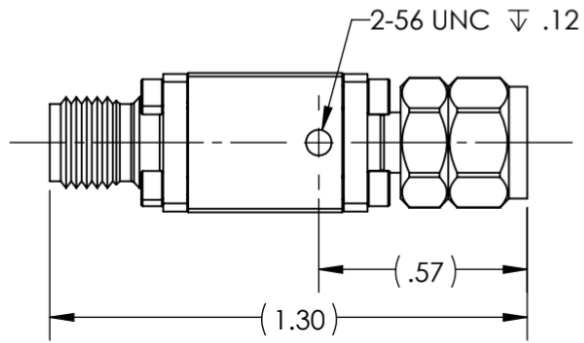
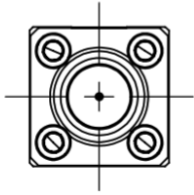
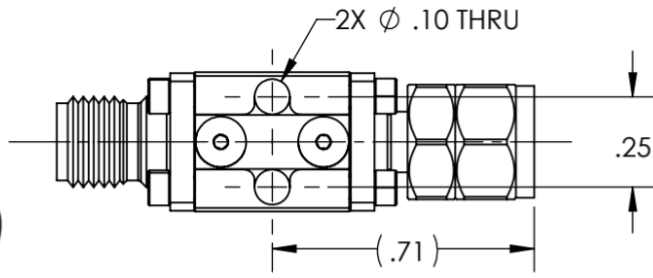
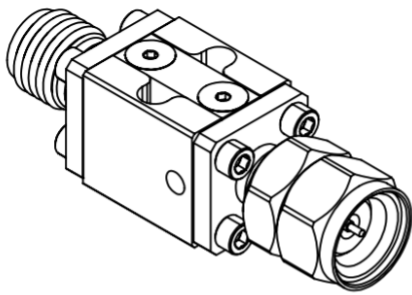


Parameter	Specification	Notes
Frequency Range	DC to 18 GHz	
Attenuation Setting @5GHz	+/- 0.5 dB or +/-5% (greater of)	
Insertion Loss variation with frequency	0.5dB typ.	
Return Loss, all models	-15dB max, -18 to -20dB typ.	See graphs
Connectors	SMA (m-f)	
Max Power Handling	100 mW	

Measured Data (typical)



Outline Drawing [inches]



Magnetism Test information:

- Before the measurement, the devices are put in proximity (below 1cm) to a magnet for about 5 seconds, to induce magnetization of eventual magnetic material.
- The magnetic field is measured over the surface of the device and along different axis. The distance between probe and device is below 1cm. The values reported in the picture is the maximum detected.
- All the measurements are in Gauss [Gs]
- The measurements have been done with a TD8620 magnetometer. Sensitivity is 0.1 Gs.
- The values are reported on the arrow corresponding to the direction of the magnetic field

Part Number: QMC-CRYOATT-03NM

Description: 3 dB Cryogenic Non-Magnetic Attenuator

Comments: The Field of the device is below the 0.1 Gs

